

OGGETTO:
 PISCINA 4,5x10 m con cascata su due lati
 TORINO

COMITENTE:

TORINO (TO)

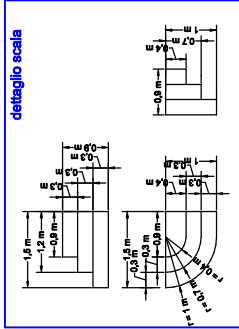
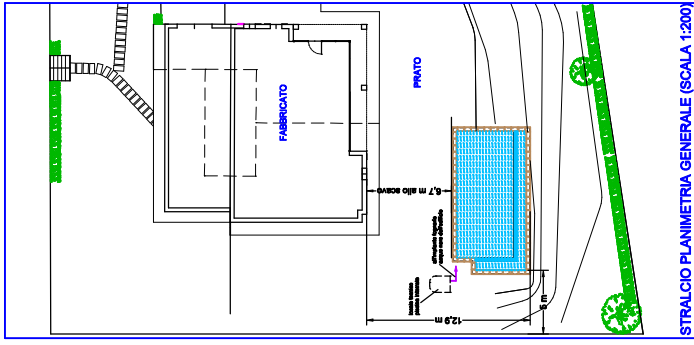
DESCRIZIONE:
 PLANIMETRIA E SEZIONI PISCINA

TAVOLA N°1 - E FILE: planina DWG

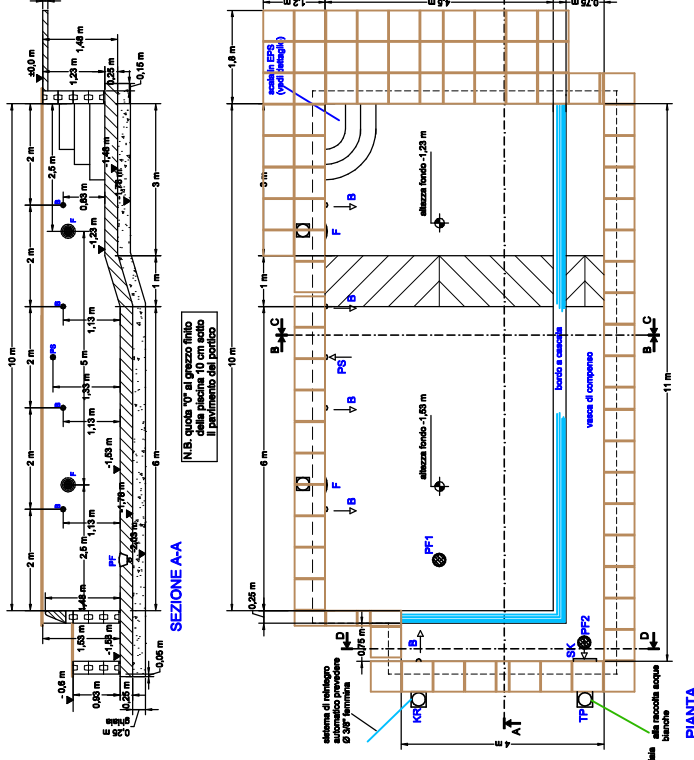
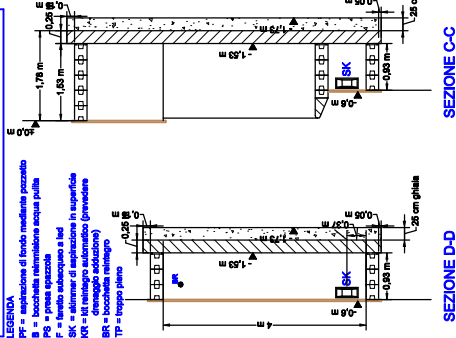
DATA: 13/09/12 DIS: M.C.

REVISIONE: - SCALA 1:50

DISEGNO ESEGUITO CON AUTOCAD LT - TUTTI I DIRITTI SONO RISERVATI -
 VIETATA LA RIPRODUZIONE (ANCHE PARZIALE) SENZA AUTORIZZAZIONE

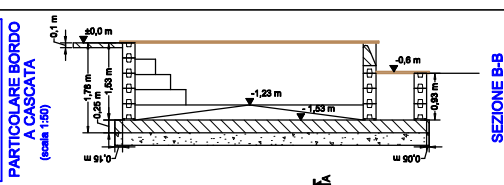
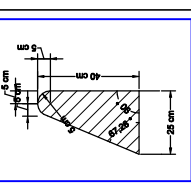
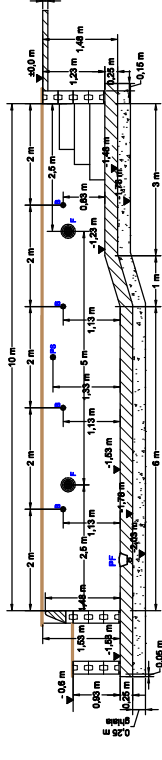


LEGENDA
 PF = applicazione di fondo mediante pozzetto
 B = incassata interruzione acqua pulita
 P = prima spazzata
 F = fondo in ghiaia
 SK = adimant. di aspirazione in superficie
 KP = kit retegrigio automatico (prelevatore
 BR = scossalina antiscivolo
 TP = tappeto piano

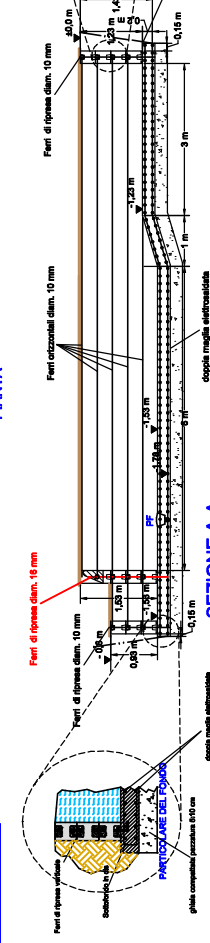


SEZIONE A-A

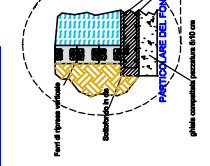
N.B. quota TP di grasso finito della planina 10 cm sotto il pavimento del pozzetto



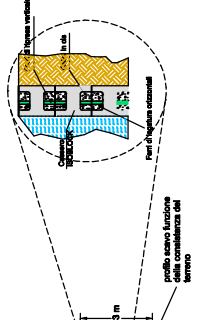
SEZIONE C-C



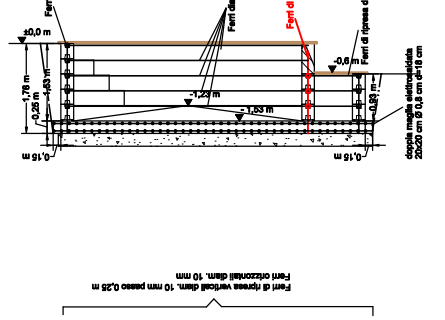
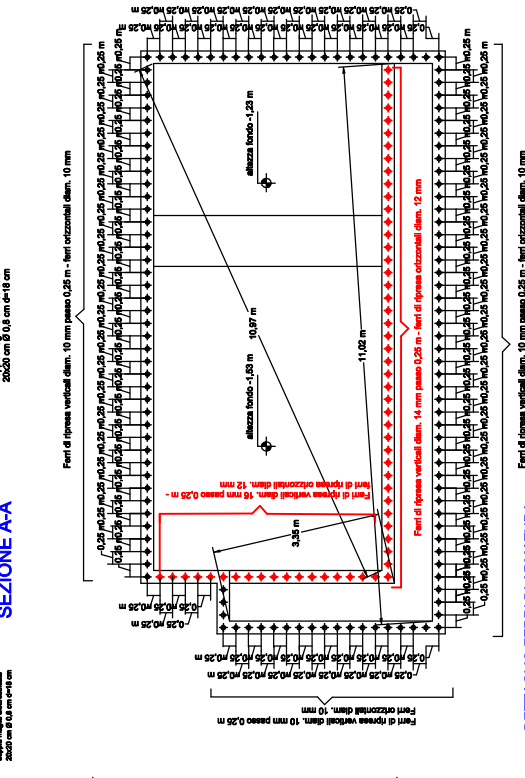
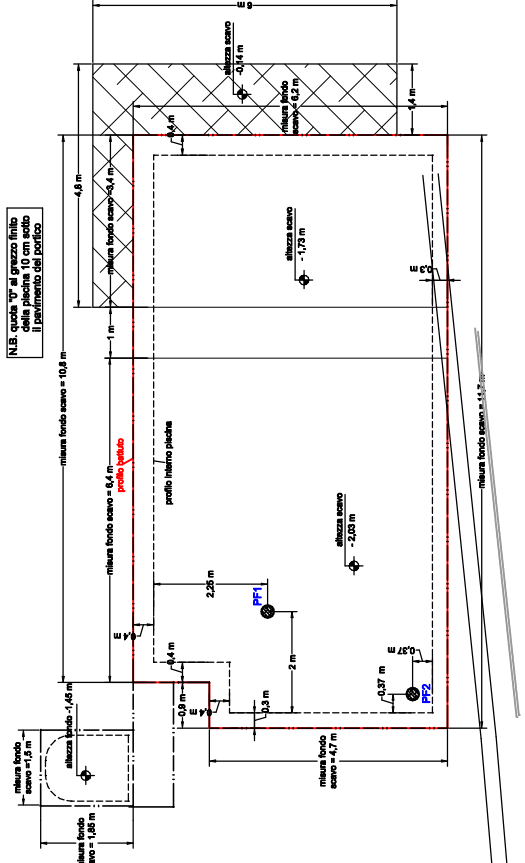
SEZIONE D-D



SEZIONE B-B



DETTAGLIO FONDO SCAVO E PROFILO DI FONDO



DETTAGLIO FERRI DI ARMATURA